



Prepared the analysis: Dr Milorad Dokmanac

16.08.2024.

ANALYSIS OF THE OLYMPIC GAMES – PARIS 2024.

GR-FS-WW

CONTENT:

PART I - OVERVIEW OF THE MEDALS WON AT THE OLYMPIC GAMES	2
1. TOTAL NUMBER OF MEDALS SEPARATELY BY EACH STYLE AND NATIONAL TEAMS	2
1.1. GRECO ROMAN STYLE (GR)	2
1.2. FREE STYLE (FS)	2
1.3. WOMEN WRESTLING (WW)	3
2. TOTAL NUMBER OF MEDALS TOGETHER IN ALL THREE STYLES BY NATIONAL TEAMS	4
3. TOTAL NUMBER OF MEDALS (I-II-III) TOGETHER IN ALL THREE STYLES BY NATIONAL TEAMS	4
4. TOTAL NUMBER OF MEDALS BY WRESTLING STYLE AND CONTINENTS	5
4.1. GRECO ROMAN STYLE (GR)	5
4.2. FREE STYLE (FS)	6
4.3. WOMEN WRESTLING (WW)	6
5. TOTAL NUMBER OF MEDALS (I-II-III) SEPARATELY BY EACH STYLE AND CONTINENTS	7
5.1. GRECO ROMAN STYLE (GR)	7
5.2. FREE STYLE (FS)	7
5.3. WOMEN WRESTLING (WW)	8
6. OVERVIEW OF THE NUMBER OF MEDALS TOGETHER IN ALL THREE STYLES BY CONTINENTS	8
PART II - OVERVIEW OF NATIONAL TEAMS BY TEAM POINTS WON	9
1. OVERVIEW OF NATIONAL TEAMS BY TEAM POINTS WON - BY STYLES	9
1.1. GRECO ROMAN STYLE (GR)	9
1.2. FREE STYLE (FS)	9
1.3. WOMEN WRESTLING (WW)	10
2. OVERVIEW OF NATIONAL TEAMS BY TEAM POINTS WON – OVERALL	10
CONCLUSION	12

PART I - OVERVIEW OF THE MEDALS WON AT THE OLYMPIC GAMES

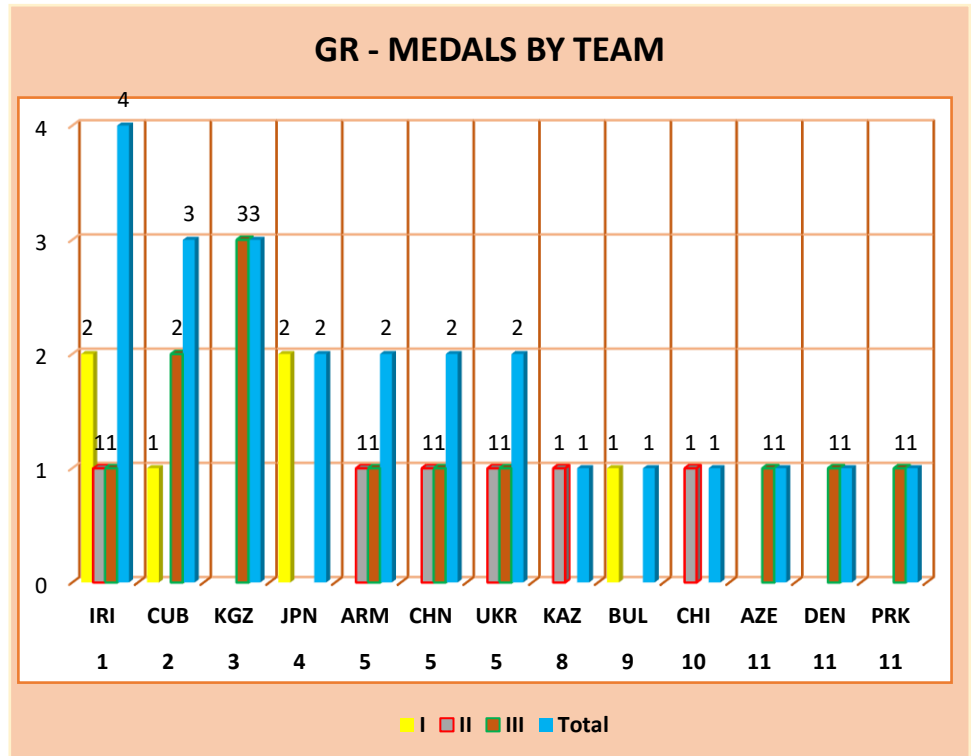
1. TOTAL NUMBER OF MEDALS SEPARATELY BY EACH STYLE AND NATIONAL TEAMS

1.1. GRECO ROMAN STYLE (GR)

A total of 13 national teams won medals in GR style at the Olympics. Greater success in GR style was achieved by three national teams: IRI, CUB and KGZ. National teams from Asia are dominant in the number of medals won. In total, 6 nations from Asia won medals, while 5 national teams from Europe won medals. Olympic champions are held by 4 nations: IRI (2), JPN (2), CUB (1) and BUL (1).

Sn	NAT	I	II	III	Tot.
1.	IRI	2	1	1	4
2.	CUB	1		2	3
3.	KGZ			3	3
4.	JPN	2			2
5.	ARM		1	1	2
6.	CHN		1	1	2
7.	UKR		1	1	2
8.	KAZ		1		1
9.	BUL	1			1
10.	AZE			1	1
11.	CHI		1		1
12.	DEN			1	1
13.	PRK			1	1
Total =		6	6	12	24

yellow - Asia
green - Europe
blue - America

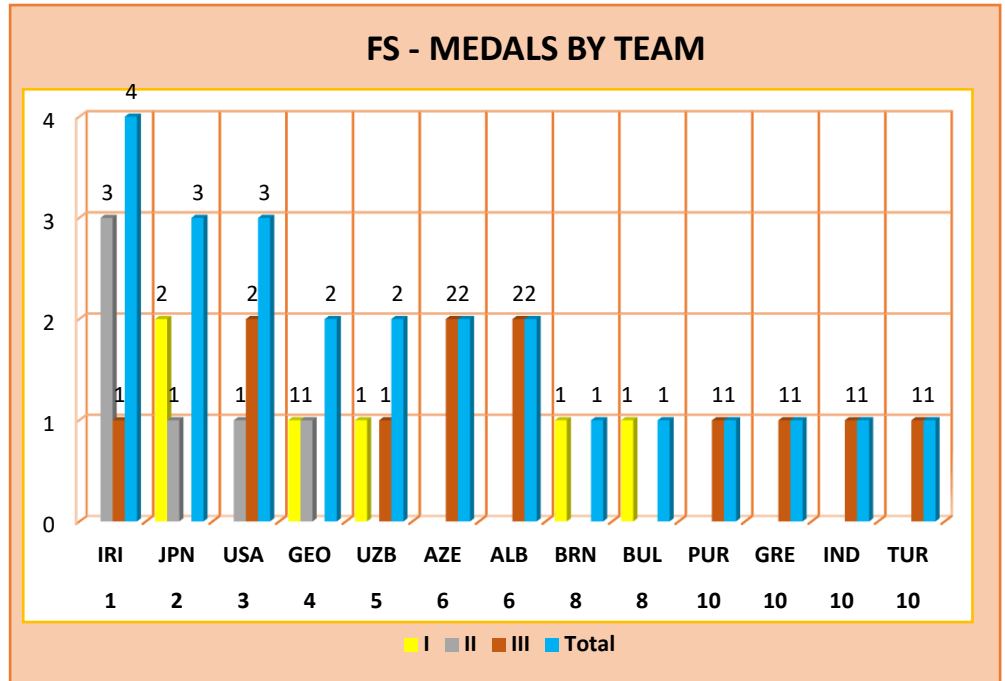


1.2. FREE STYLE (FS)

A total of 13 national teams won FS style medals at the Olympics. Great success in GR style was achieved by three national teams: IRI, JPN and USA. In total, 6 national teams from Europe won Olympic medals, while 5 national teams from Asia won medals. However, according to the number of medals, the national teams from Asia won two more medals. Olympic champions are held by 5 nations: JPN (2), UZB (1), GEO (1), BRN (1) and BUL (1). Only the Japanese national team had two Olympic winners in the FS. Iran had three finals, but they lost all three matches and won 3 silver medals.

Sn	NAT	I	II	III	Tot.
1.	IRI		3	1	4
2.	JPN	2	1		3
3.	USA		1	2	3
4.	UZB	1		1	2
5.	GEO	1	1		2
6.	AZE			2	2
7.	ALB			2	2
8.	BRN	1			1
9.	BUL	1			1
10.	PUR			1	1
11.	GRE			1	1
12.	IND			1	1
13.	TUR			1	1
Total =		6	6	12	24

yellow - Asia
green - Europe
blue - America

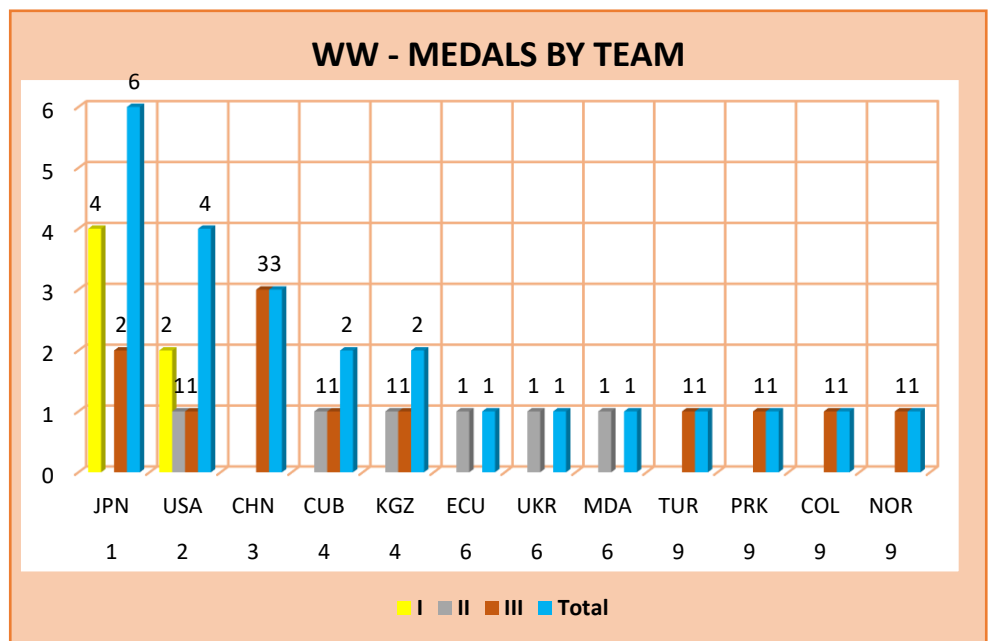


1.3. WOMEN WRESTLING (WW)

A total of 12 national teams won WW-style medals at the Olympics. Three national teams achieved greater success in WW: JPN, USA and CHN with 3 and 4 medals. It is interesting to note that 4 national teams from Asia, Europe and America won medals. Great progress was made by the national teams from America where 4 teams won medals. Only two nations have Olympic champions: JPN (4) and USA (2). The national team of Japan, whose women won 4 titles of Olympic champions, stands out. The other two golds were won by the USA.

Sn	NAT	I	II	III	Total
1.	JPN	4		2	6
2.	USA	2	1	1	4
3.	KGZ		1	1	2
4.	CHN			3	3
5.	ECU		1		1
6.	CUB		1	1	2
7.	UKR		1		1
8.	TUR			1	1
9.	PRK			1	1
9.	MDA		1		1
9.	COL			1	1
9.	NOR			1	1
Total =		6	6	12	24

yellow - Asia
green - Europe
blue - America



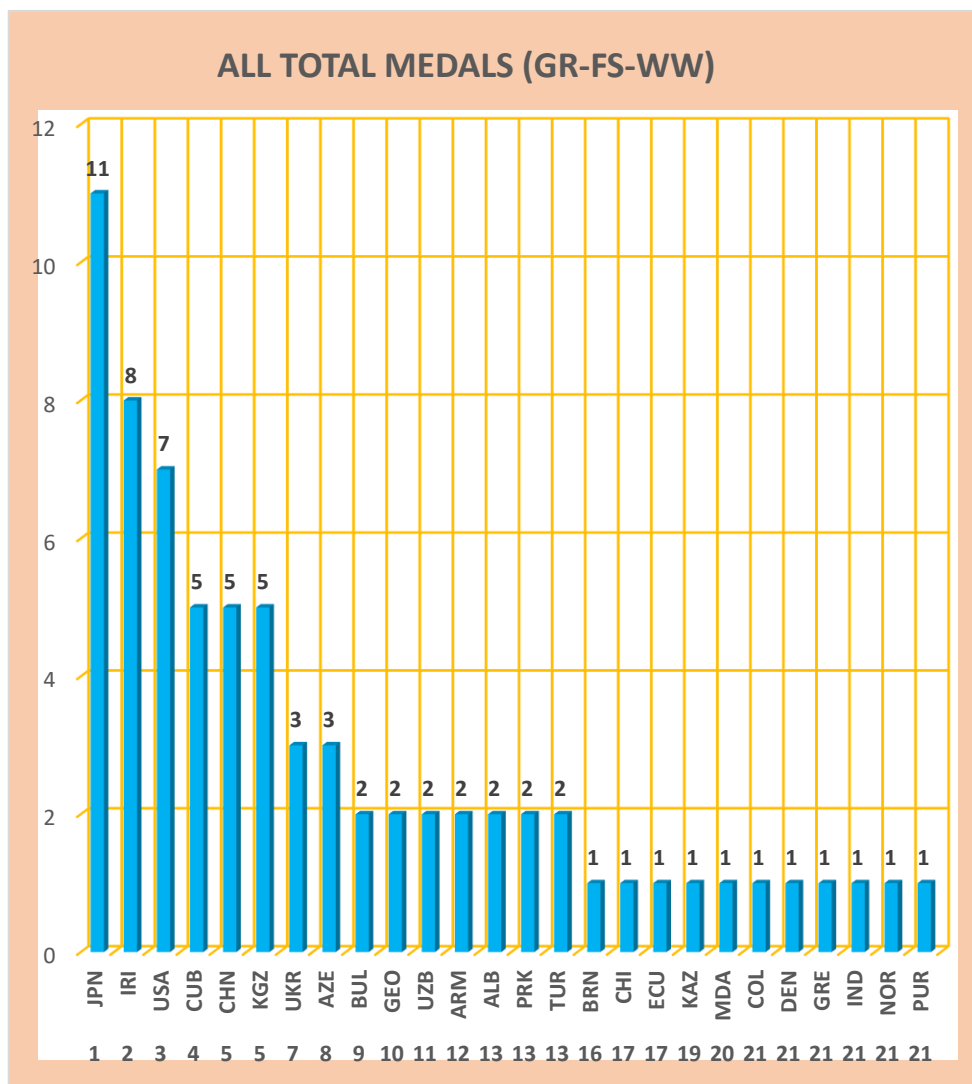
2. TOTAL NUMBER OF MEDALS TOGETHER IN ALL THREE STYLES BY NATIONAL TEAMS

By far the most successful national team at the Olympics was Japan with 11 medals won in 3 styles. There is especially great dominance in the number of gold medals because they won a total of 8, while IRI, USA and BUL won two medals each. The largest number of silver medals was won by Iran (4), and the most bronze medals by CHN and KAGZ (3).

In total, 26 national teams won medals at these Olympic Games. 11 national teams won medals from Europe, 9 national teams from Asia and 6 national teams from America won medals. There is not a single team from Europe in the first 6 teams by number of medals, when looking at the total number of medals won.

Sn.	NAT	I	II	III	UK
1	JPN	8	1	2	11
2	IRI	2	4	2	8
3	USA	2	2	3	7
4	CUB	1	1	3	5
5	CHN		1	4	5
5	KGZ		1	4	5
7	UKR		2	1	3
8	AZE			3	3
9	BUL	2			2
10	GEO	1	1		2
11	UZB	1		1	2
12	ARM		1	1	2
13	ALB			2	2
13	PRK			2	2
13	TUR			2	2
16	BRN	1			1
17	CHI		1		1
17	ECU		1		1
19	KAZ		1		1
20	MDA		1		1
21	COL			1	1
21	DEN			1	1
21	GRE			1	1
21	IND			1	1
21	NOR			1	1
21	PUR			1	1
Total =		18	18	36	72

yellow - Asia
green - Europe
blue - America



3. TOTAL NUMBER OF MEDALS (I-II-III) TOGETHER IN ALL THREE STYLES BY NATIONAL TEAMS

Only the Japanese national team has won medals in all three Olympic wrestling styles - GR-FS-WW. They have won medals in two Olympic styles: IRI, USA, CUB, CHN, KGZ, UKR, AZE, BUL, PRK, TUR.

A total of 15 and more nations have won 2 or more medals, and 11 nations have won one medal, Bahrain one gold, CHI, ECU, KAZ, MDA one silver, COL, DEN, GRE, IND, NOR, PUR one bronze.

Rk	NAT	GR				FS				WW				TOTAL			
		I	II	III	TOT	I	II	III	TOT	I	II	III	TOT	I	II	III	TOT
1	JPN	2			2	2	1		3	4		2	6	8	1	2	11
2	IRI	2	1	1	4		3	1	4					2	4	2	8
3	USA						1	2	3	2	1	1	4	2	2	3	7
4	CUB	1		2	3						1	1	2	1	1	3	5
5	CHN		1	1	2							3	3	0	1	4	5
5	KGZ			3	3						1	1	2	0	1	4	5
7	UKR		1	1	2						1		1	0	2	1	3
8	AZE			1	1			2	2					0	0	3	3
9	BUL	1			1	1			1					2	0	0	2
10	GEO					1	1		2					1	1	0	2
11	UZB					1		1	2					1	0	1	2
12	ARM		1	1	2									0	1	1	2
13	ALB							2	2					0	0	2	2
13	PRK			1	1							1	1	0	0	2	2
13	TUR							1	1			1	1	0	0	2	2
16	BRN					1			1					1	0	0	1
17	CHI		1	0	1									0	1	0	1
17	ECU										1		1	0	1	0	1
17	KAZ		1		1									0	1	0	1
17	MDA										1		1	0	1	0	1
21	COL											1	1	0	0	1	1
21	DEN			1	1									0	0	1	1
21	GRE							1	1					0	0	1	1
21	IND							1	1					0	0	1	1
21	NOR											1	1	0	0	1	1
21	PUR							1	1					0	0	1	1
TOTAL =		6	6	12	24	6	6	12	24	6	6	12	24	18	18	36	72

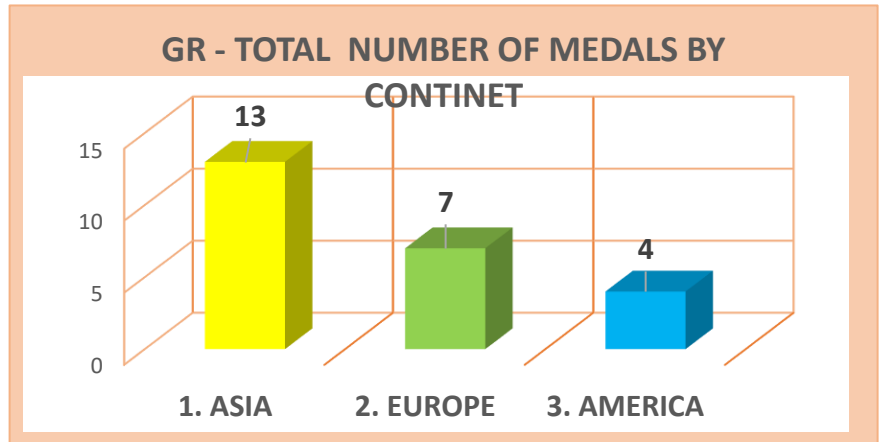
4. TOTAL NUMBER OF MEDALS BY WRESTLING STYLE AND CONTINENTS

4.1. GRECO ROMAN STYLE (GR)

For the first time in Olympic history, wrestlers from Asia won more medals than wrestlers from Europe in the GR style. This difference is very big - 6 medals.

A significant number of medals were also won by wrestlers from the American continent in the GR style. The other two continents, Africa and Oceania, did not win a single medal in the GR style at these Olympic Games.

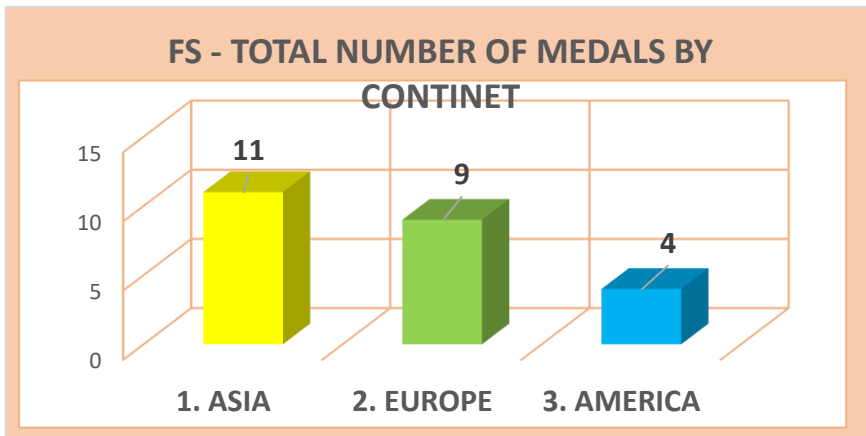
Sn	CONTINENT	Num. med.	%
1.	1. ASIA	13	54%
2.	2. EUROPE	7	29%
3.	3. AMERICA	4	17%
Total =		24	100%



4.2. FREE STYLE (FS)

Just as the most successful wrestlers from Asia were in GR style, so in freestyle Asia is ahead of Europe. This difference in the number of medals is slightly smaller 11-9 in favor of Asia. National teams from Europe have won more medals in FS than in GR style primarily because a significant number of wrestlers from Dagestan and Chechnya wrestle for national teams from Europe. A significant number of medals were also won by wrestlers from the American continent in the FS style (4). The other two continents, Africa and Oceania, did not win a single medal in the FS style at these Olympic Games.

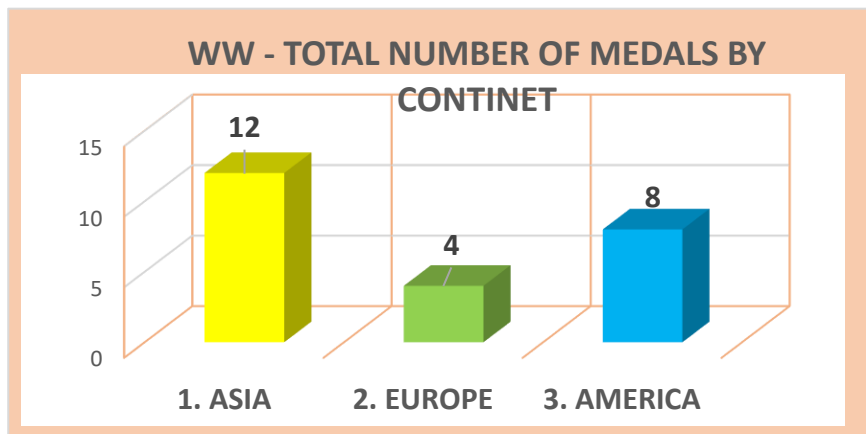
Sn	CONTINENT	Num. med.	%
1.	1. ASIA	11	46%
2.	2. EUROPE	9	37%
3.	3. AMERICA	4	17%
Total =		24	100%



4.3. WOMEN WRESTLING (WW)

In all three wrestling styles, wrestlers from Asia won the most medals. When it comes to WW, this is no surprise because for many years the leading wrestling nations in WW have been Asian countries. (JPN, CHN, MGL, IND). A significant number of medals were also won by wrestlers from the American continent in WW (8), while the number of medals from European national teams is very small and modest compared to previous competitions. National teams of Europe won only 4 medals in WW. The other two continents, Africa and Oceania, did not win a single medal in the FS style at these Olympic Games.

Sn	CONTINENT	Num. med.	%
1.	1. ASIA	12	50%
2.	2. EUROPE	4	17%
3.	3. AMERICA	8	33%
Total =		24	100%

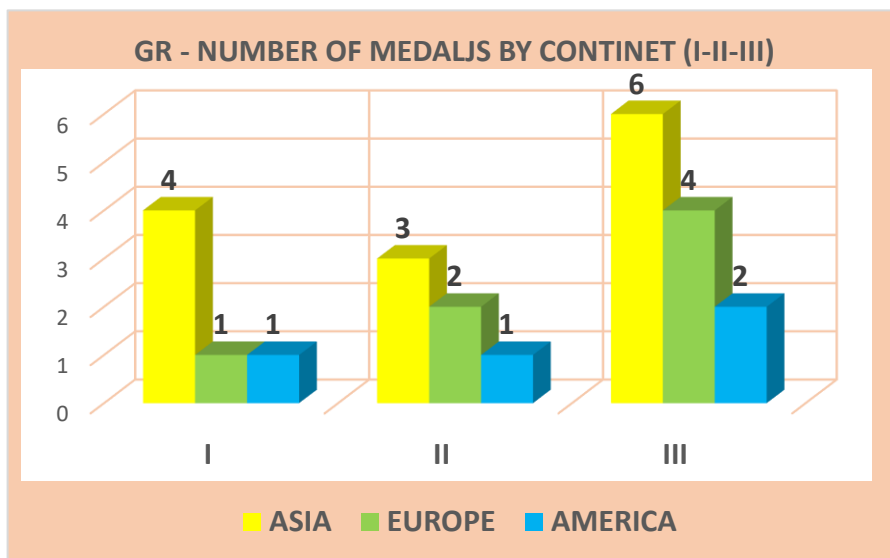


5. TOTAL NUMBER OF MEDALS (I-II-III) SEPARATELY BY EACH STYLE AND CONTINENTS

5.1. GRECO ROMAN STYLE (GR)

Out of 6 titles of Olympic champions, as many as 4 were won by wrestlers from Asia, while one title each went to wrestlers from Europe and America. Asian wrestlers won 67% of gold medals and 50% of silver and 50% of bronze medals in GR style

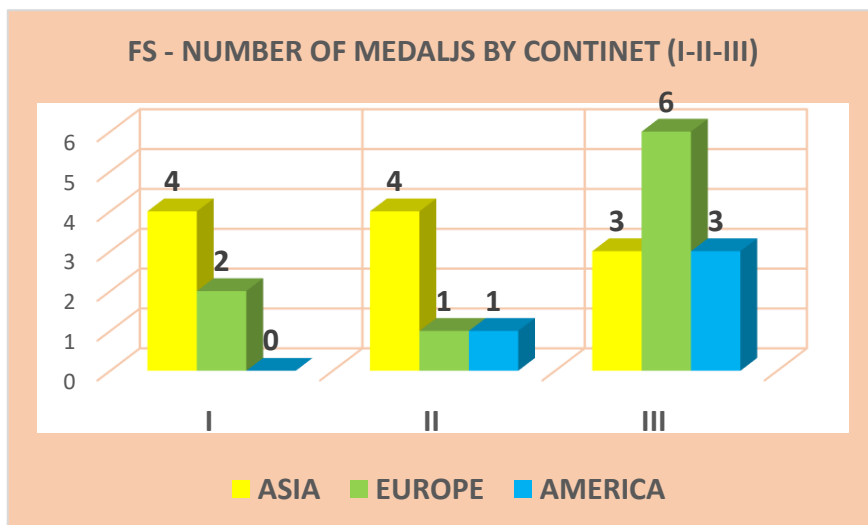
		I	II	III	Total
1	ASIA	4	3	6	13
2	EUROPE	1	2	4	7
3	AMERICA	1	1	2	4
		6	6	12	24



5.2. FREE STYLE (FS)

Out of 6 titles of Olympic champions, as many as 4 were won by wrestlers from Asia, while two titles went to wrestlers from Europe. The big surprise is that the USA team did not win a single gold medal. Asian wrestlers won 67% of gold medals and 67% of silver medals in GR style. Europe has a significant number of bronze medals 50% (6).

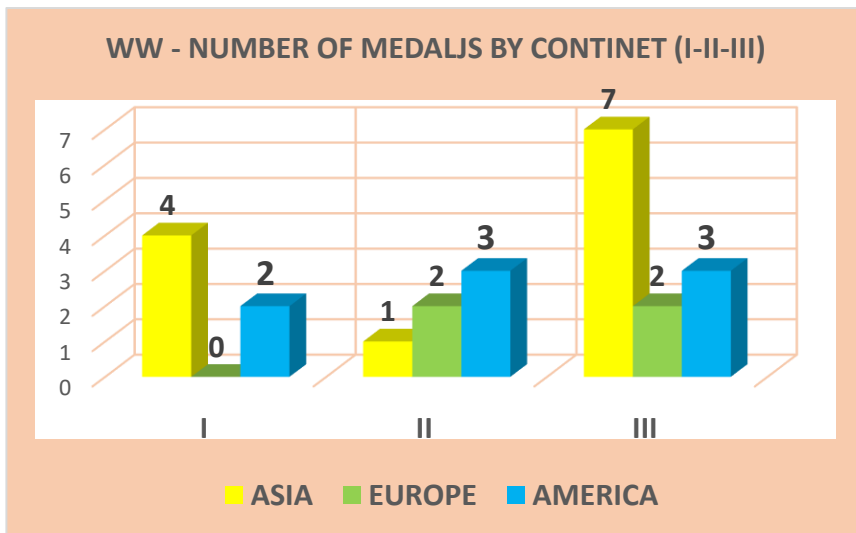
		I	II	III	Total
1	ASIA	4	4	3	11
2	EUROPE	2	1	6	9
3	AMERICA	0	1	3	4
		6	6	12	24



5.3. WOMEN WRESTLING (WW)

Out of 6 titles of Olympic champions, as many as 4 were won by female wrestlers from Asia, while two championship titles were won by female wrestlers from the USA. Female wrestlers from Europe did not win a single gold medal. Asian female wrestlers won 67% of gold medals (4) and 58% of bronze medals (7) in WW style.

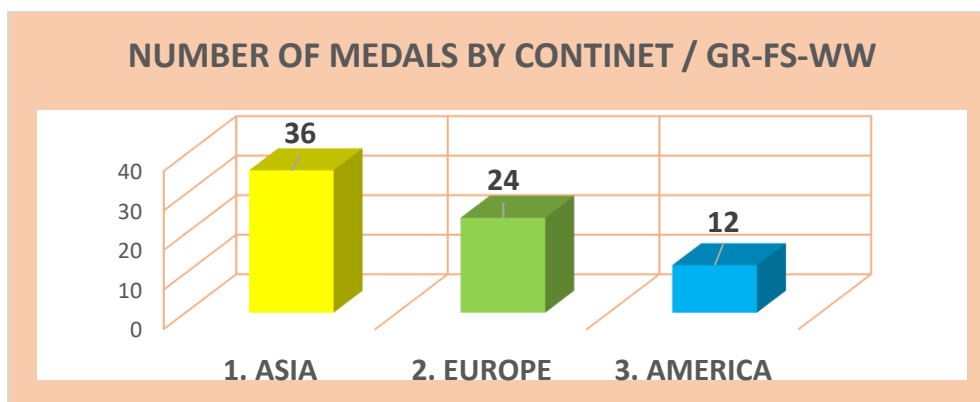
		I	II	III	Total
1	ASIA	4	1	7	12
2	EUROPE	0	2	2	4
3	AMERICA	2	3	3	8
		6	6	12	24



6. OVERVIEW OF THE NUMBER OF MEDALS TOGETHER IN ALL THREE STYLES BY CONTINENTS

Here is an overview of all medals won by continent in one place. Wrestlers from Asia have been a great success, winning 36 out of 72 medals at the Olympic Games, or 50% of all medals. At these Olympic Games, wrestlers from Europe won a unassuming 24 medals.

GR	N/m	%	FS	N/m	%	WW	N/m	%	TOTAL	Nm	%
ASIA	13	54.17	ASIA	11	45.83	ASIA	12	50.00	ASIA	36	50.00
EUROPE	7	16.67	EUROPE	9	16.67	EUROPE	8	16.67	EUROPE	24	33.33
AMERICA	4	29.17	AMERICA	4	37.50	AMERICA	4	37.50	AMERICA	12	16.67
Total =	24	100%		24	100%		24	100%		72	1.00



PART II - OVERVIEW OF NATIONAL TEAMS BY TEAM POINTS WON

1. OVERVIEW OF NATIONAL TEAMS BY TEAM POINTS WON - BY STYLES

1.1. GRECO ROMAN STYLE (GR)

36 national teams + AIN and EOR teams took part in the GR style, for which team points were not counted. There were national teams from 4 continents in GR

The convincing first place in the team scoring went to the wrestlers of Iran who won 101 points. CUB and KGZ have a big gap in second and third place. However, these two countries are also the most pleasant surprise of this year's Olympics in wrestling. Although it has two Olympic champions, the Japanese team was only placed in 4th place. Among the top 10 national teams, five are from Asia, 4 from Europe and one from America.

A total of 30 national teams had wrestlers placed among the top 10 wrestlers in their weight category.

1	IRI	101		14	HUN	18		27	ECU	4
2	CUB	59		15	PRK	15		28	ROU	4
3	KGZ	55		16	DEN	15		29	EST	2
4	JPN	50		17	TUR	10		30	GER	2
5	ARM	45		18	POL	10		31	COL	0
6	CHN	35		19	VEN	10		32	ALG	0
7	UKR	35		20	MDA	8		33	HON	0
8	AZE	35		21	LTU	8		34	KOR	0
9	KAZ	34		22	SRB	8		35	MAR	0
10	BUL	29		23	FIN	6		36	TUN	0
11	UZB	28		24	FRA	6		37	AIN	0
12	EGY	22		25	USA	4		38	EOR	0
13	CHI	20		26	GEO	4				548

1.2. FREE STYLE (FS)

41 national teams + AIN and EOR teams took part in the FS style, for which team points were not counted. There were national teams from 5 continents in the FS.

The national team of Iran is also the best in freestyle in the team ranking. This time the difference between the first and second place is not big and it is only 5 points more for Iran, ahead of the wrestlers of Japan.

Among the top 10 national teams, four are from Asia, 4 from Europe and two from America.

In total, 31 national teams had wrestlers placed in the top 10.

1	IRI	83		16	TUR	15		31	SVK	2
2	JPN	78		17	GRE	15		32	EGY	0
3	USA	62		18	IND	15		33	VEN	0
4	UZB	50		19	UKR	12		34	GER	0
5	GEO	45		20	SRB	10		35	ALG	0
6	AZE	42		21	SMR	10		36	DOM	0
7	ALB	36		22	TJK	10		37	ITA	0
8	BUL	25		23	CHN	8		38	MEX	0
9	PUR	25		24	KAZ	8		39	MKD	0
10	BRN	25		25	CAN	8		40	NGR	0
11	KGZ	20		26	CUB	4		41	SAM	0
12	HUN	18		27	MDA	4		42	AIN	0
13	ARM	16		28	GBS	4		43	EOR	0
14	POL	16		29	AUS	2				557
15	MGL	16		30	RSA	2				

1.3. WOMEN WRESTLING (WW)

36 national teams from 5 continents took part in WW style.

The Japanese national team is by far the best in WW in the team ranking. The USA team is in second place with a significant gap, while the Kyrgyzstan team is in third place with a big gap.

Among the top 10 national teams, four are from Asia, 4 from America and two from Europe.

In total, 27 national teams had female wrestlers placed in the top 10.

1	JPN	130		13	IND	16		25	ROU	4
2	USA	93		14	GER	16		26	GRE	2
3	KGZ	45		15	NGR	16		27	TUN	2
4	CHN	45		16	COL	15		28	UZB	0
5	ECU	38		17	NOR	15		29	EGY	0
6	CUB	35		18	BRA	10		30	HUN	0
7	UKR	34		19	SWE	10		31	VEN	0
8	MGL	34		20	POL	8		32	KOR	0
9	TUR	31		21	LTU	8		33	ALG	0
10	PRK	25		22	AZE	6		34	ITA	0
11	MDA	22		23	BUL	6		35	GUM	0
12	CAN	20		24	FRA	4		36	NZL	0
										552

2. OVERVIEW OF NATIONAL TEAMS BY TEAM POINTS WON – OVERALL

If the points from all three Olympic styles of wrestling (GR-FS-WW) are added together, Japan is convincingly in first place with 258 points. In second place is the national team of Iran with 184 points, and in third place is the USA with 184 points. A big surprise is represented by the teams of Kyrgyzstan and China in 4th and 5th place. Among the first 10

teams there are 4 teams from Asia, 3 teams from Europe and 3 teams from America. What is noticeable is that there is not a single national team from Europe among the first five teams. In total, 60 national teams + wrestlers under the flags of AIN and EOR took part in the Olympic wrestling tournament.

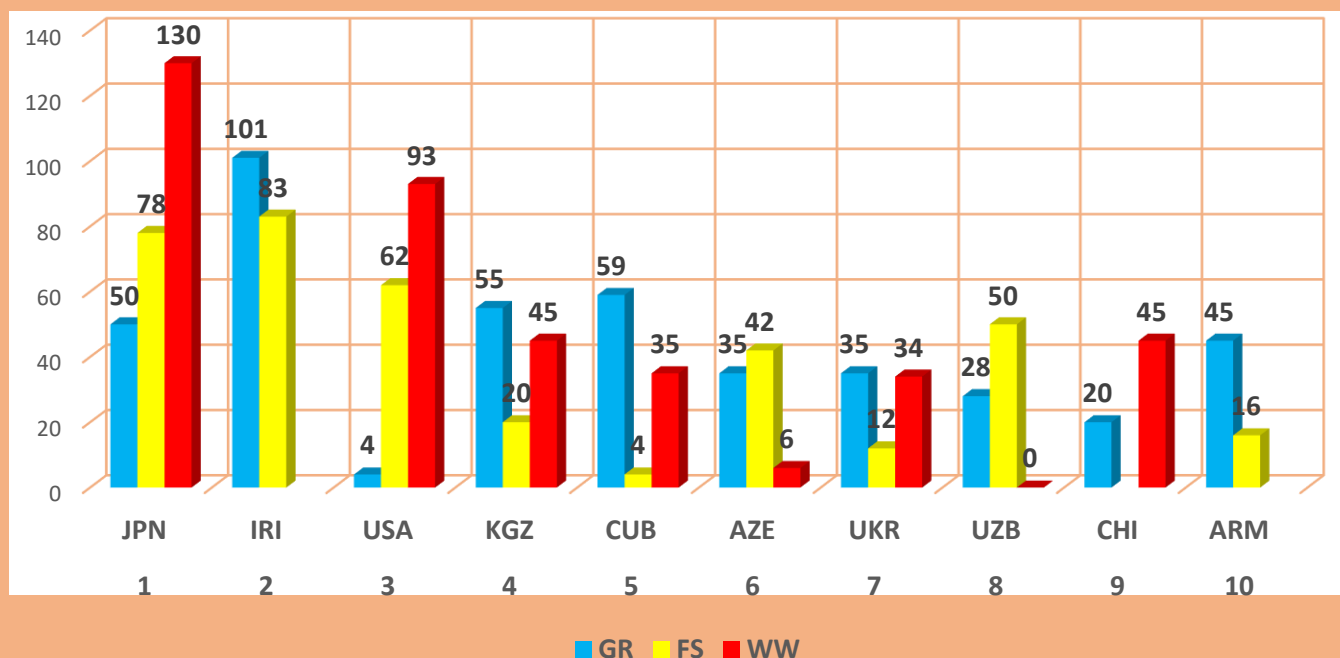
In total, 49 national teams from all 5 continents won points for the team ranking.

The following number of national teams performed by continent: Europe 25, Asia - 12, America - 12, Africa - 7, Oceania - 4. A total of 60 national teams + AIN (individual independent athletes) and EOR (refugee athletes).

In total, 10 national teams won team points in all three wrestling styles, and 16 national teams had wrestlers in all three Olympic wrestling styles.

Rk	NAT	GR	FS	WW	Total		Rk	NAT	GR	FS	WW	Total
1	JPN	50	78	130	258		33	DEN	15			15
2	IRI	101	83		184		33	COL	0		15	15
3	USA	4	62	93	159		33	NOR			15	15
4	KGZ	55	20	45	120		36	VEN	10	0	0	10
5	CUB	59	4	35	98		36	FRA	6		4	10
6	AZE	35	42	6	83		36	SMR		10		10
7	UKR	35	12	34	81		36	TJK		10		10
8	UZB	28	50	0	78		36	BRA			10	10
9	CHI	20		45	65		36	SWE			10	10
10	ARM	45	16		61		42	ROU	4		4	8
11	BUL	29	25	6	60		43	FIN	6			6
12	TUR	10	15	31	56		44	GBS		4		4
13	MGL		16	34	50		45	EST	2			2
14	GEO	4	45		49		45	TUN	0		2	2
15	CHN	35	8		43		45	AUS		2		2
16	KAZ	34	8		42		45	RSA		2		2
16	ECU	4		38	42		45	SVK		2		2
18	PRK	15		25	40		50	ALG	0	0	0	0
19	HUN	18	18	0	36		50	DOM		0		0
19	ALB		36		36		50	GUM			0	0
21	MDA	8	4	22	34		50	HON	0			0
21	POL	10	16	8	34		50	ITA		0	0	0
23	IND		15	16	31		50	KOR	0		0	0
24	CAN		8	20	28		50	MAR	0			0
25	PUR		25		25		50	MEX		0		0
25	BRN		25		25		50	MKD		0		0
27	EGY	22	0	0	22		50	NZL			0	0
28	SRB	8	10		18		50	SAM		0		0
28	GER	2	0	16	18			AIN	0	0		0
30	GRE		15	2	17			EOR	0	0		0
31	LTU	8		8	16			Tot.: Points	682	686	630	1925
31	NGR		0	16	16			Tot.: nations	38	43	36	60

ALL TEAM POINTS (first 10)



CONCLUSION

This year's wrestling tournament at the Paris 2024 Olympic Games produced many unexpected results. Two stand out in particular:

1. The Japanese team won a total of 11 medals in all three styles, of which 8 were gold,
2. The national teams of Asia were dominant in all three styles and won a total of 36 medals or 50% of the 72 medals awarded at the wrestling tournament.

The principle of universality was represented at these Olympic Games, as athletes from all 5 continents were represented. 60 national teams + athletes under the banner of AIN and EOR took part.

A total of 291 athletes took part in the Olympic tournament: GR - 97 male wrestlers, FS - 98 male wrestlers, WW - 96 female wrestlers.

In total, 26 national teams won medals at these Olympic Games (GR – 13, FS – 13, WW – 12).

A total of 49 national teams won team points (GR - 30, FS - 31, WW - 27).

According to the number of medals won, the most successful nations by style were: GR - Iran (4 medals), FS - Iran (4 medals), WW - Japan 6 medals. Overall, in all three styles, the most medals were won by Japan (11), Iran (8) and the USA (7).